







Pegasus Men's Open Competition, 18th June 2011

Final Results: Intermediate

Gymnast															Overall		Intermediate Apparatus Ranking with Tie Break					
No	Name	Club	Diff	Score	Diff	Score	Diff	Score	Diff	Score	Diff	Score	Diff	Score	Total	Pos	FI	PH	Ri	Vt	PB	HB
75	Jack Neill	Tolworth	4.1	12.650	4.2	12.100	2.5	12.050	4.6	14.050	3.9	12.350	3.2	9.400	72.600	1	1	1	2	3	3	10
62	Harry Caulwell	Earls	4.2	12.250	3.4	11.000	4.6	12.500	5.8	15.300	4.4	10.300	2.5	10.900	72.250	2	6	7	1	1	19	1
64	Daniel Lee	Hawth	3.7	12.300	2.9	10.700	2.3	11.700	4.0	13.400	3.7	11.750	2.8	10.400	70.250	3	4	8	3	5	10	2
69	Tobias Brewer	Woking	4.3	12.350	4.1	11.200	2.5	11.100	3.8	12.800	3.9	12.250	2.3	10.250	69.950	4	3	4	12	17 =	4	4
68	Miki Chu	Woking	4.1	11.600	4.1	11.500	2.5	11.000	4.0	12.850	3.7	12.550	2.2	10.300	69.800	5	16 =	2	14	16	1	3
61	Kelvin Cham	City of Glasgow	3.9	11.800	2.9	10.200	1.7	11.150	4.6	14.200	2.8	12.100	1.9	10.000	69.450	6	12	12	10	2	6	6
63	Joseph Mustow	Leeds	3.5	11.950	2.9	11.050	2.2	11.000	3.8	12.850	2.8	11.650	1.9	9.250	67.750	7	11	5	13	15	11	12
54	Ryan Hoppood	Basingstoke	4.6	11.750	3.3	11.300	2.1	11.250	4.0	13.250	4.1	12.000	2.2	7.950	67.500	8	14	3	9	7	7	20
72	Joel Leon-Benitez	Notts	4.4	12.200	2.5	9.400	3.3	11.450	4.8	13.300	3.6	12.150	3.2	8.800	67.300	9	8	16	7	6	5	15
60	Callum Lelliott	Brighton & Hove	3.7	11.100	3.6	9.800	2.4	11.550	3.8	12.950	3.6	12.400	2.4	8.500	66.300	10	20	14	5	13 =	2	16
52	Jack Parolin	Waveney	4.1	11.600	2.7	9.100	2.9	11.350	3.8	12.950	3.6	10.850	2.2	9.250	65.100	11	16 =	17	8	13 =	16	13
73	Connor Rajek	West Lothian	3.3	12.050	2.9	9.800	2.2	8.300	3.8	13.100	3.2	11.750	1.9	10.050	65.050	12	10	13	19	9	9	5
51	Henry Howe	Waveney	3.9	12.400	2.8	10.350	2.3	9.650	4.0	13.000	3.6	10.800	1.9	8.300	64.500	13	2	10	18	12	17	17
70	Andrew Plant	Notts	4.1	11.450	2.9	9.500	2.3	10.400	3.8	11.900	3.6	11.300	2.1	9.300	63.850	14	18	15	15	25	14	11
71	Tom Orridge	Notts	3.5	12.200	2.3	8.200	2.2	11.600	3.8	12.000	3.6	9.650	1.7	9.850	63.500	15	7	18	4	24	22	7
58	Harry Wall	Baskerville's	3.8	10.700	2.7	10.450	2.1	10.100	3.8	13.050	3.4	11.300	2.3	7.300	62.900	16	23	9	17	10	13	21
56	Sean Madigan	Baskerville's	3.4	10.900	3.1	7.400	2.2	10.300	3.8	13.000	3.2	10.150	1.5	8.000	59.750	17	21	19	16	11	20	19
77	Ilan Lampl	Tolworth	3.6	11.650	2.8	10.200	2.1	6.700	3.8	11.700	2.5	11.150	1.7	8.250	59.650	18	15	11	21	26	15	18
57	Jake Morris	Baskerville's	3.8	11.200	3.2	11.000	2.0	4.400	3.8	12.800	3.0	10.050	2.1	9.200	58.650	19	19	6	24	17 =	21	14
76	Hector Kennedy Dyson	Tolworth	3.8	12.100	2.1	2.100	2.1	11.100	3.8	12.750	2.7	10.600	1.8	9.400	58.050	20	9	23	11	19	18	9
65	Max Hayes	Hawth	3.8	11.750			2.2	11.500	3.0	12.350	2.8	11.350	1.7	9.500	56.450	21	13		6	22	12	8
74	Dominic Sesto	South Essex	4.1	12.300	2.0	4.050	3.2	5.100	4.6	13.600	3.6	11.950	2.0	5.750	52.750	22	5	21	22	4	8	22
53	James Reece	Waveney	2.8	10.750	2.1	5.000	1.6	7.200	3.0	12.000	2.6	9.550	1.3	1.700	46.200	23	22	20	20	23	23	24
55	Wilson Skyrme	Baskerville's	3.6	10.650	2.6	2.950	2.1	5.050	3.8	13.200	1.6	3.300	1.8	2.650	37.800	24	24	22	23	8	25	23
67	Lewis Dean	MK	2.3	10.500	1.3	1.700	1.4	2.900	3.0	12.600	1.7	6.350	1.4	1.400	35.450	25	25	24	26	20	24	25
66	Gregory Beckley	MK	2.6	10.300	1.2	0.700	0.8	2.000	3.0	11.350	0.6	0.600	0.7	0.700	25.650	26	26	25	27	27	27	26
59	Matthew Wilson	MK	1.5	1.500	0.6	0.600	1.4	3.500	3.0	12.500	0.7	0.700	0.6	0.600	19.400	27	27	26	25	21	26	27