













Pegasus Men's Open Competition, 18th June 2011







Final Results: Open

Gymnast															Overall		Apparatus Ranking after count back					
No	Name	Club	Diff	Score	Diff	Score	Diff	Score	Diff	Score	Diff	Score	Diff	Score	Total	Pos	FI	PH	Ri	Vt	PB	HB
82	Kieran Behan	Tolworth	5.7	14.500	2.8	11.750	5.1	14.200	5.8	15.000	4.6	13.150	4.6	12.850	81.450	1	1	1	1	3	1	
83	Anthony O'Donnell	Tolworth	4.8	13.300	3.0	11.600	4.9	13.800	5.4	14.800	4.1	13.300	4.1	12.250	79.050	2	3	2	2	3	1	2
79	Ryan McKee	City of Glasgow	5.7	13.400	4.1	8.000	3.9	12.350	4.6	14.100	4.5	13.250	2.7	8.800	69.900	3	2	5	3	4	2	4
80	Tim Gates	Hawth	3.8	11.850	2.2	8.950	1.7	10.700	4.0	13.000	3.0	11.900	2.3	10.250	66.650	4	5	4	4	6	4	3
78	Ross Soutar	Beacon	4.7	11.400	2.9	10.300	3.0	10.300	4.6	13.550	3.8	11.850	0.0		57.400	5	6	3	5	5	5	
81	Tom Barnes	Rushmoor	5	13.100	0.0		0.0		5.4	15.000	0.0		0.0		28.100	6	4			2		

Final Results: Junior

Gymnast															Overall		Apparatus Ranking after count back					
No	Name	Club	Diff	Score	Diff	Score	Diff	Score	Diff	Score	Diff	Score	Diff	Score	Total	Pos	FI	PH	Ri	Vt	PB	HB
84	Adam Davies	Basingstoke	4.7	12.900	2.8	10.300	4.2	11.300	5.4	14.650	4.1	12.900	2.4	10.100	72.150	1	2	4	3	1	1	5
91	Joel Burch	Pegasus	5.1	11.850	4.2	10.750	3.9	10.400	4.6	13.850	3.3	11.650	4.1	10.550	69.050	2	6	3	5	5	5	4
93	Grant Millar	West Lothian	4.1	12.050	3.5	11.000	2.2	11.200	3.8	12.900	3.4	11.850	2.3	9.700	68.700	3	4	2	4	7	3	6
89	Matthew O'Connor	Lisburn Salto	2.6	11.150	2.8	8.700	1.7	10.200	3.0	11.900	2.9	11.100	2.5	11.050	64.100	4	8	6	7	9	7	2
90	Brandon Garrett	Manx	3.8	12.300	2.2	8.600	2.1	11.700	3.8	12.950	2.8	11.600	1.4	1.400	58.550	5	3	7	1	6	6	8
92	James Griffin	West Lothian	0.0		2.8	11.050	2.2	10.400	3.8	12.700	3.4	11.700	2.6	10.850	56.700	6		1	6	8	4	3
87	Nathan Sinclair	Flying Angels	3.7	11.200	1.8	1.800	2.0	6.750	4.6	14.000	3.1	10.350	1.5	3.000	47.100	7	7	8	8	4	8	7
85	Liam Davie	City of Glasgow	4.5	11.900	0.0		0.0		5.4	14.650			4.9	13.100	39.650	8	5			1		1
88	Charlie St Leger	Heathrow	0.0		3.6	9.600	3.3	11.300	0.0		3.8	12.400	0.0		33.300	9		5	2		2	
86	Douglas Ross	City of Glasgow	4.7	12.950	0.0		0.0		5.4	14.500	0.0		0.0		27.450	10	1			3		

Final Results: Youth

Gymnast															Overall		Apparatus Ranking after count back					
No	Name	Club	Diff	Score	Diff	Score	Diff	Score	Diff	Score	Diff	Score	Diff	Score	Total	Pos	FI	PH	Ri	Vt	PB	HB
101	Courtney Tulloch	Pegasus	5.1	13.550	4.3	12.000	5.4	14.850	6.6	15.700	4.8	13.750	4.1	12.800	82.650	1	2	4	1	1	2	1
100	James Hall	Pegasus	4.9	12.000	4.8	13.250	4.6	13.300	5.4	14.250	4.5	13.750	4.6	11.650	78.200	2	7	1	3	2	1	3
104	Harry Carter	Woking	5.2	13.600	4.0	10.050	4.7	13.800	4.8	13.500	4.5	12.200	4.5	11.900	75.050	3	1	6	2	4	3	2
96	Grant Goode	Hawth	4.2	12.300	3.1	9.700	3.5	12.350	4.2	13.700	3.6	12.100	2.7	10.200	70.350	4	5	7	5	3	4	5
102	Bradley McBride	Woking	4.0	12.000	3.7	11.300	4.5	12.950	3.8	12.100	4.2	10.250	4.5	11.450	70.050	5	6	5	4	8	7	4
95	Rob Keys	City of Glasgow	4.4	12.500	3.1	9.500	2.4	10.900	4.6	13.300	2.9	11.300	2.2	8.950	66.450	6	3	8	8	5	6	7
99	Isaac Glenn	Notts	4.1	12.350	3.5	8.500	2.6	11.100	4.6	13.250	4.1	11.900	3.3	9.300	66.400	7	4	9	7	7	5	6
105	Edward Dean	MK	2.6	9.850	2.0	4.550	2.2	10.050	3.0	11.850	2.7	6.350	1.6	4.300	46.950	8	9	10	10	9	10	8
107	Dylan Zastron	MK	4.0	11.450	2.0	4.450	0.0		4.0	13.250	2.5	6.500	0.0		35.650	9	8	11		6	9	
98	Matthew Liddiard	Notts	0.0		4.5	12.150	2.8	10.300	0.0		3.0	10.000	0.0		32.450	10		3	9		8	
103	Tom Defina	Woking	0.0		4.8	12.800	4.7	11.900	0.0		0.0		0.0		24.700	11		2	6			