













**Pegasus Open,  
Men's Artistic, 26th June 2010**







**Final Results: Open**

Gymnast															Overall		Apparatus Ranking after count back					
No	Name	Club	Diff	Score	Diff	Score	Diff	Score	Diff	Score	Diff	Score	Diff	Score	Total	Pos	FI	PH	Ri	Vt	PB	HB
110	Grant Gardiner	Woking	5.0	13.250	5.1	11.400	5.4	14.100	5.4	14.600	5.2	13.250	5.1	12.700	79.300	1	3	2	1	1	1	1
117	Jake Houtby	Notts	5.1	13.400	3.5	11.750	3.5	11.650	5.4	14.600	3.7	12.050	2.8	10.800	74.250	2	1	1	3	1	3	4
114	Jernej Domanjko	Sd Centre	4.2	13.150	3.2	9.050	4.5	12.700	5.4	14.550	3.8	12.000	3.5	10.200	71.650	3	4	5	2	3	4	5
113	Adam Hedges	Manx	3.4	12.250	2.8	10.800	2.1	11.050	3.8	13.300	2.9	11.600	1.9	8.500	67.500	4	6	3	5	5	5	7
116	Tom Barnes	Rushmoor	4.5	13.350	3.0	7.700	3.1	11.600	5.4	13.850	3.0	11.100	2.8	9.000	66.600	5	2	6	4	4	8	6
111	Tim Gates	Hawth	3.6	12.700	NC	NC	2.6	9.750	3.8	12.000	3.0	11.500	2.3	11.600	57.550	6	5	5	6	6	6	2
115	Srecko Namestnik	Sd Centre	3.8	11.750	2.7	5.500	NC	NC	0.0	0.000	3.7	11.300	2.8	11.100	39.650	7	7	7			7	3
109	Josh Sharpling	Woking	0.0	0.000	4.7	10.650	0.0	0.000	0.0	0.000	4.2	12.400	0.0	0.000	23.050	8		4			2	
112	Joseph Smith	Manx	3	10.600	NC	NC	NC	NC	0.0	0.000	0.0	0.000	0.0	0.000	10.600	9	8					

**Final Results: Junior**

Gymnast															Overall		Apparatus Ranking after count back					
No	Name	Club	Diff	Score	Diff	Score	Diff	Score	Diff	Score	Diff	Score	Diff	Score	Total	Pos	FI	PH	Ri	Vt	PB	HB
123	Slavomir Michnak	Slavia UK	4.7	13.600	5.3	12.200	3.6	11.200	4.6	14.150	4.5	13.700	3.7	11.450	76.300	1	1	1	4	2	1	2
125	Primoz Mauric	Sd Centre	4.2	12.250	3.8	10.300	3.3	11.650	4.6	13.850	4.6	11.500	2.2	10.700	70.250	2	6	3	3	3	5	5
122	Joel Burch	Pegasus	4.6	12.000	4.1	7.550	3.5	11.700	4.6	13.750	4.3	12.800	4.1	10.600	68.400	3	7	7	2	4	2	6
128	Joshua Hogarth	Bury	4.5	11.900	3.6	8.800	3.8	12.650	4.0	12.950	3.7	10.100	3.4	10.800	67.200	4	8	6	1	8	6	4
127	Ben Andrews	Rushmoor	4.5	13.050	2.9	9.350	2.2	10.900	4.6	13.450	3.5	9.450	2.2	9.850	66.050	5	2	5	5	7	7	7
124	Peter Horn	Slavia UK	3.6	12.600	3.0	10.350	2.0	5.550	4.6	13.600	2.9	11.600	2.5	11.200	64.900	6	4	2	7	6	3	3
120	Ross Soutar	Beacon	4.4	12.700	2.9	10.250	2.4	10.250	4.6	13.650	3.8	11.600	0.0	0.000	58.450	7	3	4	6	5	4	
126	Liam Davie	City of Glasgow	4.6	12.350	NC	NC	NC	NC	5.4	14.250	0.0	0.000	4.2	12.600	39.200	8	5			1		1

**Final Results: Youth**

Gymnast															Overall		Apparatus Ranking after count back					
No	Name	Club	Diff	Score	Diff	Score	Diff	Score	Diff	Score	Diff	Score	Diff	Score	Total	Pos	FI	PH	Ri	Vt	PB	HB
140	Thomas Gibbs	Heathrow	5.0	14.150	5.0	13.450	4.4	12.800	5.4	14.900	4.9	13.150	4.3	13.450	81.900	1	3	1	4	1	2	1
147	Courtney Tulloch	Pegasus	4.8	14.200	4.6	12.050	5.0	14.450	4.6	14.000	4.9	13.400	4.1	12.450	80.550	2	1	7	1	5	1	5
148	James Hall	Pegasus	5.1	12.600	4.8	12.850	3.6	11.800	4.6	13.900	4.5	12.600	4.1	12.350	76.100	3	17	2	10	6	6	6
145	Dominick Cunningham	Earls	5.1	14.200	3.7	8.150	4.2	12.950	4.6	13.750	5.0	13.000	4.3	12.550	74.600	4	2	19	3	9	5	4
155	Gabriel Hannah	Pipers Vale	4.1	13.150	5.0	11.900	4.1	12.500	3.8	13.500	3.6	13.000	3.0	10.400	74.450	5	8	8	5	12	4	16
149	Michal Kiss	Slavia UK	4.5	13.750	4.1	12.750	3.1	10.600	4.0	12.900	3.6	12.400	3.3	11.100	73.500	6	4	3	17	20	9	9
154	Ross Morey	Tolworth	3.5	12.850	3.3	12.350	2.5	11.600	4.0	12.650	3.6	12.500	2.5	10.900	72.850	7	13	6	12	23	7	11
136	Robert Neff	South Essex	4.3	12.300	4.0	9.600	3.9	12.450	4.6	13.800	5.0	12.500	4.4	12.000	72.650	8	20	16	6	7	8	7
142	Harry Carter	Woking	4.5	13.300	4.6	10.350	4.1	12.200	4.6	14.100	4.4	11.800	3.4	8.750	70.500	9	5	12	8	4	11	20
156	Adam Davies	Basingstoke	4.5	13.250	2.4	8.150	3.0	11.500	4.6	14.400	4.0	11.200	2.5	11.000	69.500	10	6	18	13	3	14	10
133	Mason Whealing	Bury	4.8	13.200	3.8	7.550	4.5	11.800	4.6	13.600	3.5	10.400	3.7	12.800	69.350	11	7	21	11	11	19	2
134	Joshua Donohoe	Bury	4.3	13.000	3.4	10.100	2.2	10.750	3.8	13.150	3.4	10.900	2.2	10.400	68.300	12	9	13	15	16	15	15
144	Bradley McBride	Woking	4.2	12.850	3.9	9.900	3.8	12.250	3.8	12.100	3.8	10.450	3.6	10.500	68.050	13	14	14	7	25	18	14
152	Matthew O'Connor	Lisburn Salto	3.0	11.750	2.8	10.950	2.2	10.650	3.0	12.000	3.0	11.600	1.9	10.650	67.600	14	22	10	16	26	12	13
151	Jan Spais	Slavia UK	3.9	12.350	3.1	7.350	2.4	10.950	3.8	12.950	3.6	11.950	2.8	11.100	66.650	15	18	22	14	19	10	8
141	Charlie St Leger	Heathrow	4.2	12.900	3.9	10.600	3.8	12.050	4.6	13.800	2.5	10.600	1.7	6.050	66.000	16	12	11	9	7	16	22
138	Matthew Wickham	Rushmoor	4.7	12.850	2.9	7.850	2.2	9.850	4.0	13.400	3.7	11.400	2.1	9.500	64.850	17	16	20	20	13	13	19
137	Connor Lingard	Forest of Dean	3.9	12.300	2.5	8.650	2.6	9.850	4.2	12.350	3.4	9.200	1.7	7.150	59.500	18	19	17	21	24	21	21
130	Dylan Zastron	Milton Keynes	4.1	12.950	1.4	1.400	2.1	10.400	3.8	12.850	2.9	10.600	2.1	9.900	58.100	19	11	24	18	21	17	18
139	David Maxfield	Rushmoor	3.9	11.700	2.7	4.050	2.0	10.050	3.8	12.800	2.8	9.750	1.5	4.950	53.300	20	23	23	19	22	20	23
159	Joshua Avallone	Notts	4.4	11.850	3.3	11.650	0.0	0.000	4.6	13.000	0.0	0.000	3.2	10.750	47.250	21	21	9		18		12
135	Anthony Wise	South Essex	0.0	0.000	4.5	12.700	0.0	0.000	0.0	0.000	4.6	13.050	4.6	12.600	38.350	22			4			3
160	Sam Woodford	Notts	4.3	12.850	0.0	0.000	0.0	0.000	4.6	13.750	0.0	0.000	2.5	10.000	36.600	23	15				9	17
131	Bradley Smith	Milton Keynes	3.5	11.550	1.3	1.300	2.2	5.200	3.8	13.000	2.1	4.250	1.2	1.200	36.500	24	24	25	22	17	22	24
146	Douglas Ross	City of Glasgow	4.8	13.000	0.0	0.000	0.0	0.000	4.6	13.300	0.0	0.000	0.0	0.000	26.300	25	10				15	
143	Tom Defina	Woking	0.0	0.000	4.4	12.550	4.6	13.300	0.0	0.000	0.0	0.000	0.0	0.000	25.850	26			5	2		
158	Michael Stanbra	Europa	NC	NC	3.3	9.700			3.8	13.350	0.0	0.000	0.0	0.000	23.050	27			15			
150	Ivan Vargovsky	Slavia UK	0.0	0.000	0.0	0.000	0.0	0.000	5.4	14.700	0.0	0.000	0.0	0.000	14.700	28					2	